

Practical and Scalable Synthesis of α -(1 \rightarrow 4)-Linked Polysaccharides Composed of 6-O-Methyl-D-glucose

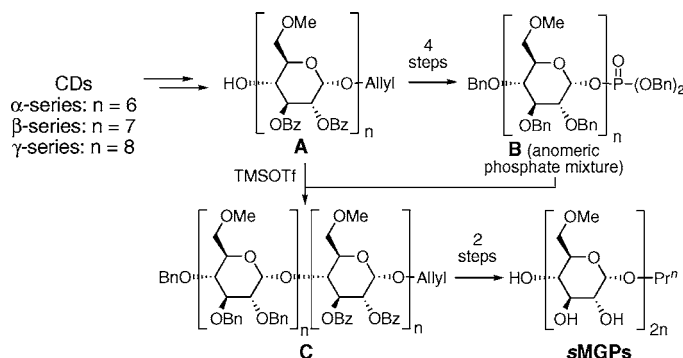
Hwan-Sung Cheon, Yiqian Lian, and Yoshito Kishi*

Department of Chemistry and Chemical Biology, Harvard University,
12 Oxford Street, Cambridge, Massachusetts 02138

kishi@chemistry.harvard.edu

Received June 5, 2007

ABSTRACT



A second-generation synthesis of synthetic 6-O-methyl-D-glucose-containing polysaccharides (sMGPs) is reported. Glycosidation acceptor A and donor B are prepared from α -, β -, and γ -cyclodextrins in high yields. The glycosidation of A and B, followed by deprotection, furnishes sMGP 12-, 14-, and 16-mers. This synthesis has appealing features such as scalability, operational simplicity, and high overall yield.

In conjunction with our continuing efforts to study the product-regulation mechanism for the fatty acid biosynthesis in *Mycobacterium smegmatis*, we recently reported a synthesis of synthetic 6-O-methyl-D-glucose-containing polysaccharides (sMGPs, **7** in Scheme 1), which were designed based on the structure of 6-O-methyl-D-glucose-containing polysaccharides (MGPs), the saponification product of natural 6-O-methyl-D-glucose-containing lipopolysaccharides (MGLPs) (Figure 1).^{1,2}

In the first-generation synthesis, we developed an efficient method for transforming cyclodextrin (CD) derivatives into linear oligosaccharides, which were used as building blocks for sMGPs (Scheme 1).² With the use of these sMGPs and

synthetic 3-O-methyl-D-mannose-containing polysaccharides (sMMPs), we were able to demonstrate that synthetic polysaccharides mimic the chemical and biological roles of natural polysaccharides.³ With this exciting result in hand, we realized that it had become critically important to secure the supply of a relatively large quantity of sMGPs for further studies. The first-generation synthesis is highly convergent and has served well for us to secure a series of sMGPs. However, we noticed that the key glycosidation in this synthesis was not ideal for a large-scale synthesis. Namely, this glycosidation was performed in the presence of the Mukaiyama acid ($\text{SnCl}_3\text{ClO}_4$, prepared in situ from AgClO_4 and SnCl_4).⁴ Unlike in the sMMP series, the amount of the Mukaiyama acid required in the sMGP series increased with an increase in the substrate size. For large oligomers, more

(1) For isolation and characterization of MGLPs, see (a) Lee, Y. C.; Ballou, C. E. *J. Biol. Chem.* **1964**, 239, PC3602. (b) Forsberg, L. S.; Dell, A.; Walton, D. J.; Ballou, C. E. *J. Biol. Chem.* **1982**, 257, 3555. For the revised structure of MG(L)P, see (c) Tuffal, G.; Albigot, R.; Rivière, M.; Puzo, G. *Glycobiology* **1998**, 8, 675.

(2) Meppen, M.; Wang, Y.; Cheon, H.-S.; Kishi, Y. *J. Org. Chem.* **2007**, 72, 1941.

(3) (a) Cheon, H.-S.; Wang, Y.; Ma, J.; Kishi, Y. *ChemBioChem* **2007**, 8, 353. (b) Papaioannou, N.; Cheon, H.-S.; Lian, Y.; Kishi, Y. *ChemBioChem*, in press.

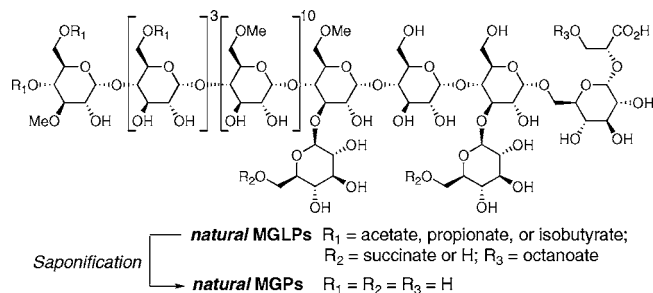
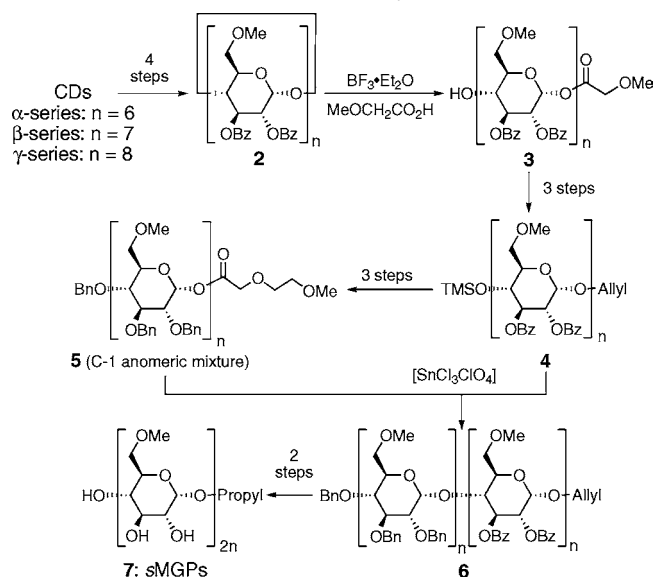


Figure 1. Structures of *natural* MGLPs and MGPs.

than 1 equiv of the acid was required; for an example, 3 equiv of the acid were used to effectively achieve the coupling of 14-mer **5** ($n = 14$) with 6-mer **4** ($n = 6$) to form 20-mer **6**. The handling of a large amount of the Mukaiyama acid presented a technical challenge, thereby urging us to revisit the glycosidation. In this letter, we wish to report a scalable, operationally simple, and high-yielding synthesis of *s*MGPs.

Scheme 1. First-Generation Synthesis of *s*MGPs

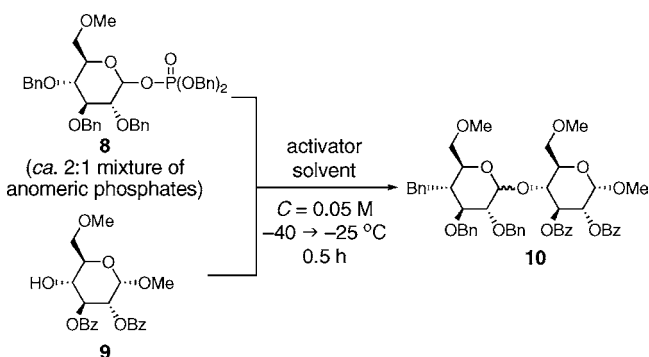


Using the monomeric substrates (Table 1), we screened a variety of the glycosidation methods reported in the literature.⁵ Through this screening, the glycosidation via an anomeric phosphate, originally reported by Hashimoto, Honda, and Ikegami, emerged as the most promising candidate;^{6,7} in particular, we were encouraged by the

(4) (a) Mukaiyama, T.; Takashima, T.; Katsurada, M.; Aizawa, H. *Chem. Lett.* **1991**, 533. (b) Mukaiyama, T.; Katsurada, M.; Takashima, T. *Chem. Lett.* **1991**, 985. (c) Mukaiyama, T.; Matsubara, K.; Sasaki, T.; Mukaiyama, T. *Chem. Lett.* **1993**, 1373.

(5) For comprehensive monographs, general reviews, and examples relevant to this work, see references 9, 10, and 11 cited in Hsu, M. C.; Lee, J.; Kishi, Y. *J. Org. Chem.* **2007**, 72, 1931.

Table 1. Effects of the Solvent and Activator



entry	activator	solvent	yield ^a	selectivity (α : β)
1	TMSOTf	CH ₂ Cl ₂	90%	5:1
2	TMSOTf	THF	10%	10:1
3	TMSOTf	CH ₃ CN	80%	1.4:1
4	BF ₃ ·Et ₂ O	CH ₂ Cl ₂	24%	3.3:1
5	HBF ₄	CH ₂ Cl ₂	50%	2.5:1
6	TMSOTf	Et ₂ O	88%	20:1
7	TMSOTf	CH ₂ Cl ₂ –Et ₂ O ^b	91%	20:1

^a Combined yield of α - and β -linked isomers. ^b A 1:1 mixture of CH₂Cl₂–Et₂O.

operational simplicity. Unlike in the *s*MMP series,⁸ we could not take advantage of the C2 acyl group for controlling the stereochemical course of glycosidation. However, choosing either diethyl ether or a 1:1 mixture of diethyl ether and methylene chloride as a solvent, we can achieve a high stereoselectivity.⁹ Overall, the phosphate-based glycosidation shows several appealing features, including operational simplicity, high stereoselectivity, and high yield.

These appealing features encouraged us to extend the phosphate-based glycosidation to the synthesis of *s*MGPs. Our first task was the preparation of oligosaccharide anomeric phosphates. Among several methods known for the preparation of anomeric phosphates, we adopted the protocol reported by Wong,¹⁰ with two modifications: (1) NaHCO₃ was added to accelerate the phosphitylation with a lower loading of Et₂NP(Obn)₂ and (2) 1-*H* 1,2,4-triazole was used

(6) Hashimoto, S.; Honda, T.; Ikegami, S. *J. Chem. Soc., Chem. Commun.* **1989**, 685.

(7) Seeberger has extensively used anomeric phosphates for both solution- and solid-phase syntheses. For examples of solution-phase synthesis, see (a) Plante, O. J.; Andrade, R. B.; Seeberger, P. H. *Org. Lett.* **1999**, 1, 211. (b) Plante, O. J.; Palmacci, E. R.; Andrade, R. B.; Seeberger, P. H. *J. Am. Chem. Soc.* **2001**, 123, 9545. (c) Codee, J. D. C.; Seeberger, P. H. *ACS Symp. Ser.* **2007**, 960, 150–164 and references cited therein. For recent examples of solid-phase synthesis, see (d) Plante, O. J.; Palmacci, E. R.; Seeberger, P. H. *Science* **2001**, 291, 1523. (e) Werz, D. B.; Castagner, B.; Seeberger, P. H. *J. Am. Chem. Soc.* **2007**, 129, 2770 and references cited therein.

(8) Cheon, H.-S.; Lian, Y.; Kishi, Y. *Org. Lett.* **2007**, 9, 3323.

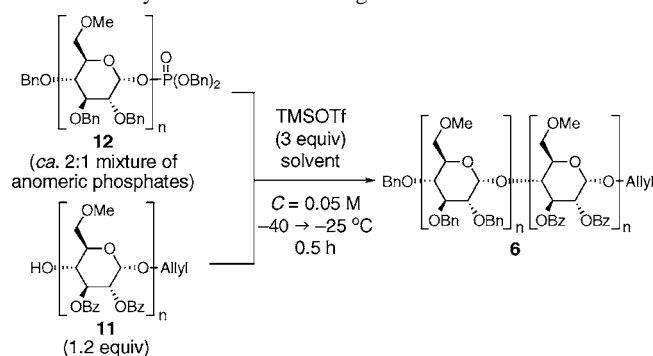
(9) The stereoselectivity of the coupled product was determined from the ¹H NMR spectrum of the crude product, and the stereochemistry was assigned by nuclear Overhauser effect studies. It was further confirmed after deprotection to *s*MGPs; the glycosidic protons of β -linked anomers are known to give resonances shifted to upfields compared to those of the corresponding α -linked anomers.

(10) (a) Pederson, R. L.; Esker, J.; Wong, C.-H. *Tetrahedron* **1991**, 47, 2643. (b) Sim, M. M.; Kondo, H.; Wong, C.-H. *J. Am. Chem. Soc.* **1993**, 115, 2260.

to substitute potentially explosive 1-*H* tetrazole. In this manner, the anomeric phosphates (ca. 2:1 anomeric mixtures) were readily obtained from the corresponding hexoses in a two-step, one-pot sequence, that is, the formation of phosphites, followed by H₂O₂ oxidation. The anomeric phosphates thus prepared were stable for at least several weeks in a refrigerator (4 °C).

Unfortunately, because of the poor solubility of substrates in the oligosaccharide series (entry 1, Table 2), we could

Table 2. Glycosidation in the Oligomer Series



entry	n	scale (donor)	solvent	yield ^a	selectivity (α:β)
1	7	10 mg	CH ₂ Cl ₂ -Et ₂ O ^b	<20%	
2	6	29 mg	CH ₂ Cl ₂	70%	5:1
3	7	90 mg	CH ₂ Cl ₂	72%	5:1
4	7	1.17 g	CH ₂ Cl ₂	71%	5:1
5	8	110 mg	CH ₂ Cl ₂	71%	5:1
6	8	1.32 g	CH ₂ Cl ₂	70%	5:1

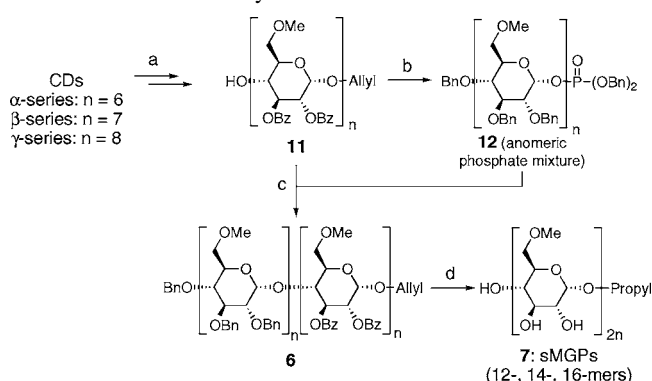
^a Combined yield of α- and β-linked isomers. ^b A 1:1 mixture of CH₂Cl₂-Et₂O.

not employ the conditions optimized for the synthesis of disaccharide (entries 6 and 7, Table 1). This technical difficulty was overcome by using methylene chloride as the solvent, and then the scalability and reliability were demonstrated (Table 2). However, the use of methylene chloride as the solvent caused the stereoselectivity of glycosidation to decline from >20:1 to 5:1. Fortunately, the reduction in stereoselectivity did not present a technical problem for the isolation of the desired α-anomer in a pure form; as the

α-anomers were found to be much less polar than the β-anomers, flash column chromatography (silica gel) was sufficient to isolate the pure desired products. By this manner, the pure α-anomer was isolated in approximately 60% yields for all the cases.

In conclusion, we have developed a second-generation synthesis of sMGPs (Scheme 2). The key step in this

Scheme 2. Synthesis of sMGPs from CDs^a



^a Reagents and conditions: (a) See reference 2. (b) (i) NaOMe, CH₂Cl₂-MeOH; (ii) BnBr, NaH, DMF, 73%; (2) (Ph₃P)₃RhCl, EtOH-toluene, reflux, followed by H₃O⁺ workup, 76%; (3) Et₂NP(OBn)₂, 1*H*-1,2,4-triazole, NaHCO₃, CH₂Cl₂, followed by H₂O₂ workup, 85%; (c) TMSOTf, CH₂Cl₂, -40 → -25 °C, 60% (α-anomer). (d) (i) H₂, Pd(OH)₂ on C, CH₂Cl₂-MeOH; (ii) NaOMe, CH₂Cl₂-MeOH, 73%. Note: Indicated yields are for the β-CD series, and comparable yields were observed for both the α- and γ-CD series.

synthesis is the phosphate-based glycosidation, **11** + **12** → **6**. This glycosidation is operationally simple and suited for gram-scale synthesis; indeed, we were able to carry out a synthesis, starting with 6.8 g of β-CD and obtaining more than 400 mg of sMGP 14-mer.

Acknowledgment. Financial support from Eisai Research Institute, Amgen, and Eli Lilly is gratefully acknowledged.

Supporting Information Available: Experimental details and ¹H NMR spectra (12 pages). This material is available free of charge via the Internet at <http://pubs.acs.org>

OL071334X